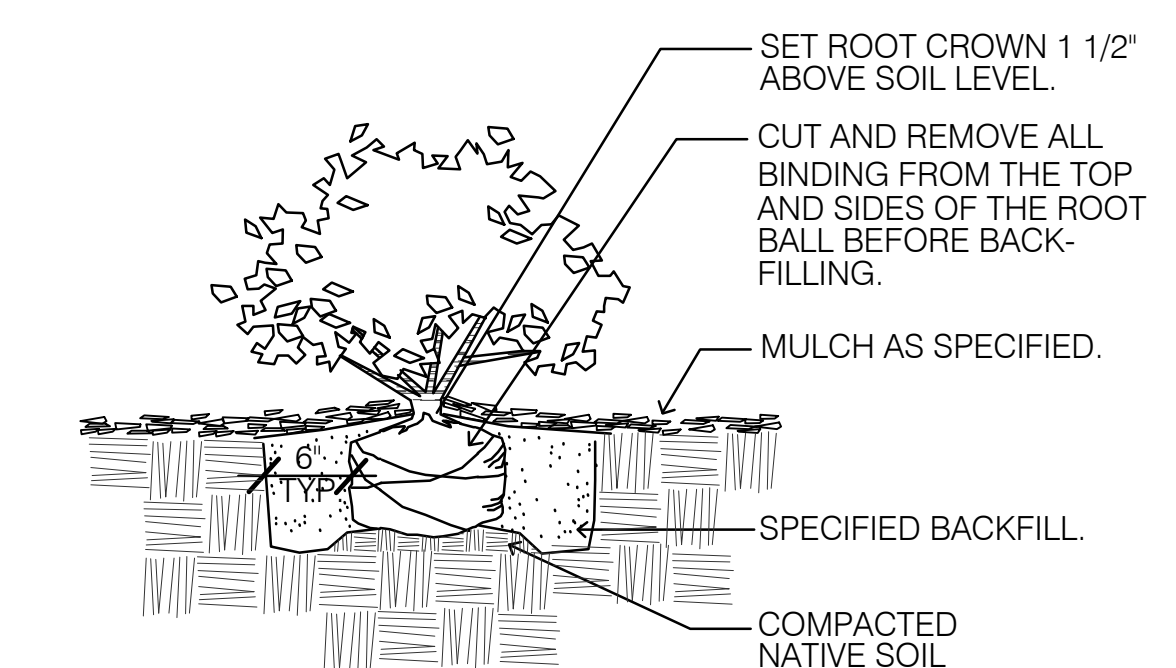

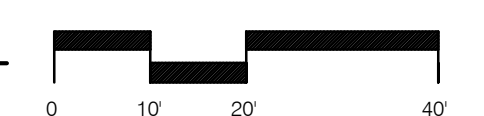
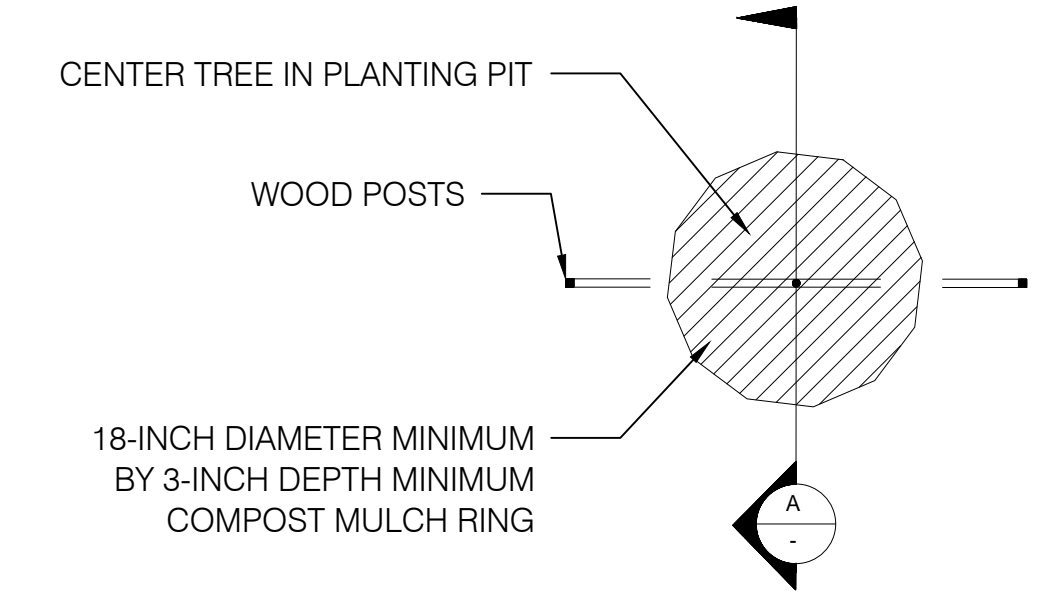


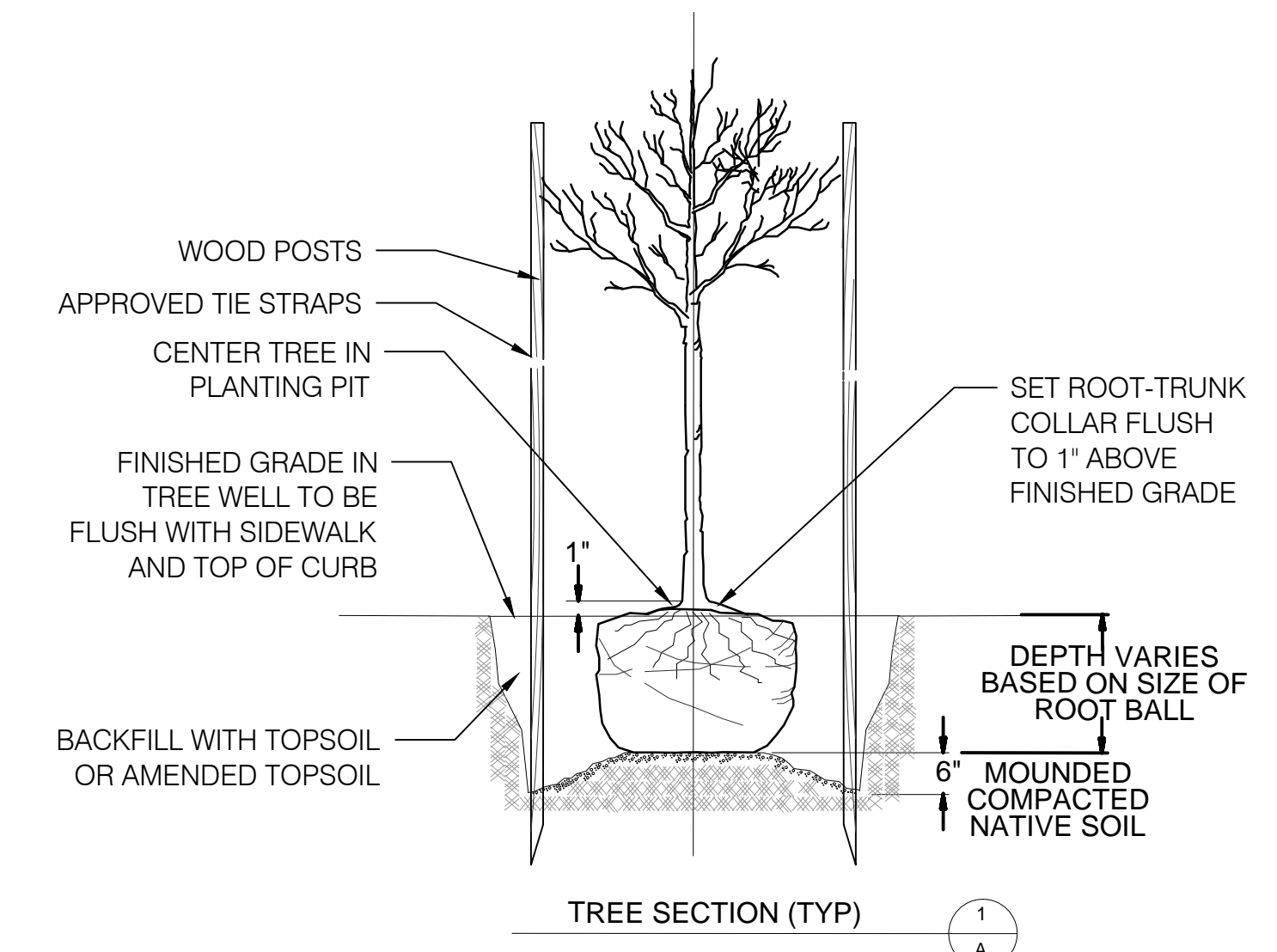
1 PLANTING PLAN
SCALE: 1 INCH = 20 FEET



2 SHRUB PLANTING
NOT TO SCALE



3 TREE PLANTING
NOT TO SCALE



NOTES

- EXCAVATE 2 1/2 TIMES THE SIZE OF THE ROOT BALL.
- CAREFULLY REMOVE AS MUCH OF THE CONTAINER OR BURLAP/BASKET AS POSSIBLE WITHOUT CAUSING DAMAGE TO ROOTBALL.
- WOOD POSTS WITH APPROVED TIE STRAPS MAY BE NECESSARY FOR TREE STABILITY.

LEGEND

- EXISTING TREE TO REMAIN
- TREE
- SHRUB BED

GENERAL NOTES

- ALL PLANTING AREAS TO BE IRRIGATED WITH AUTOMATIC IRRIGATION SYSTEM.
- FOR GROUNDCOVERS, STORMWATER AND MEADOW - SEE PLANT LEGEND



CONSULTANT:
Landscape Architecture
[nev-u-non]
Nevue Ngan Associates
537 SE Grand Ave., Suite 207
Portland, Oregon 97214
phone 503.239.0600
fax 503.239.0605

WASHINGTON WAY POCKET PARK

OREGON STATE UNIVERSITY
CORVALLIS, OR

100% SUBMITTAL

REVISIONS:

DELTA	DATE	TITLE
x	xx/xx/xx	xx/xx/xx

SHEET TITLE:

PLANTING PLAN

SCALE: 1"=20'
DRAWN BY: D.G.
CHECKED BY: R.N.
SHEET

L3.1

DATE: 6-02-16
JOB NO. NNA 1501